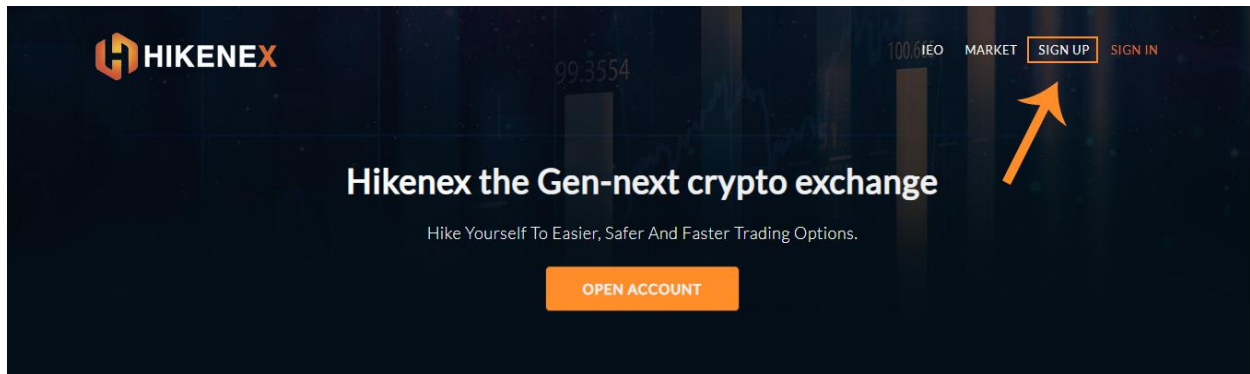


## How to Register

1. Please visit Hikenex's official website: [hikenex.com](https://hikenex.com), and click the **SIGN UP** button on the top right-hand side.



2. On the **SIGN UP** page, please follow the instructions and insert your email address and password. (The password must be a combination of numbers and letters)

Join for free! ×

Username

Email Address


Password

Confirm Password

Pin

Confirm Pin

I agree with terms and conditions

I'm not a robot  reCAPTCHA  
Privacy · Terms

**SIGN UP**

Already Member? [Sign In](#)

3. You will receive a verification email, please log in your registered email inbox to confirm.



## Email Verification

We've sent an email to your registered email address:  
ch\*\*\*@\*\*\*.com Follow the instructions in the email to get  
started!

If you haven't received the email, please try the following

- Make sure the email address you provided is correct.
- Check your Spam or Junk mail folders.
- Add Binance to your email address whitelist. [Learn more](#)
- Make sure your email is functioning normally.

[Resend email »](#)

### Notice:

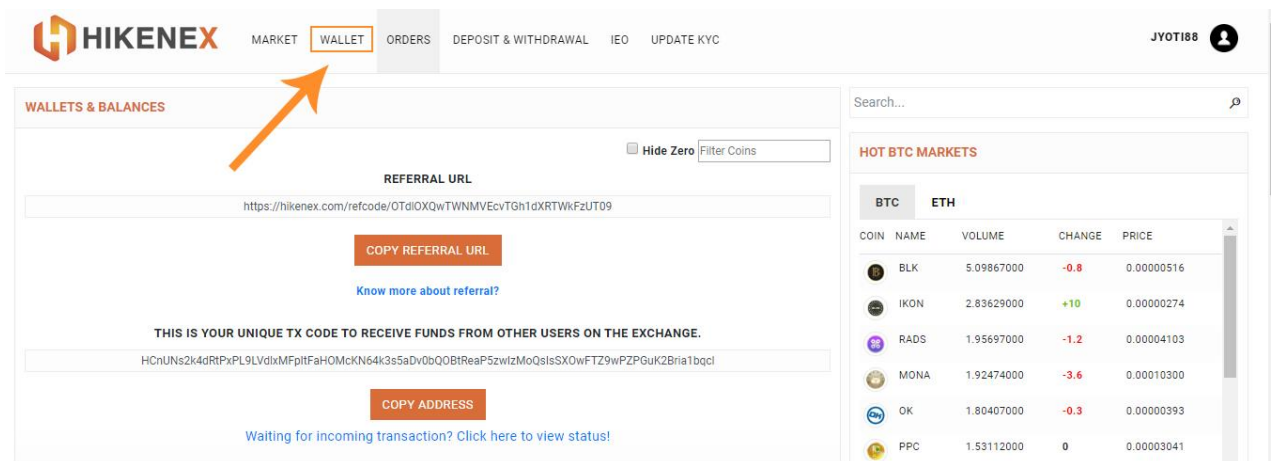
For account safety reasons, after you log in, please enable the 2-factor authenticator. (Google 2FA or SMS 2FA)

## How to Deposit to Hikenex

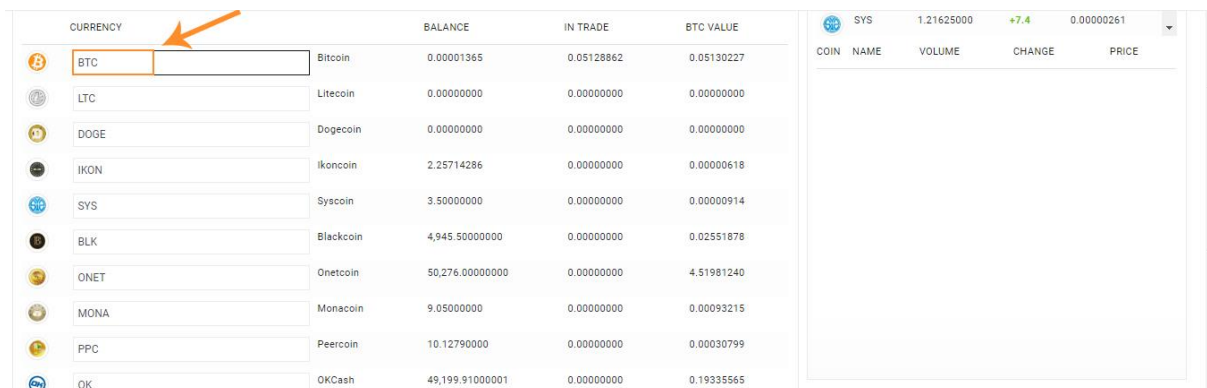
1. Log in your Hikenex account, please visit: [hikenex.com](https://hikenex.com)



2. After you successfully login your account, please click **Wallet** -> **Deposit** on the upper right side of the page



3. Please input a keyword of the coin, or select the coin/token to deposit.

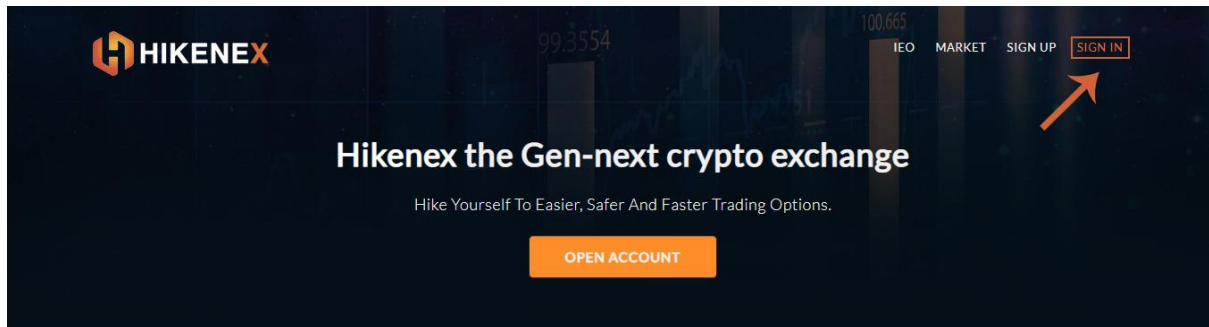




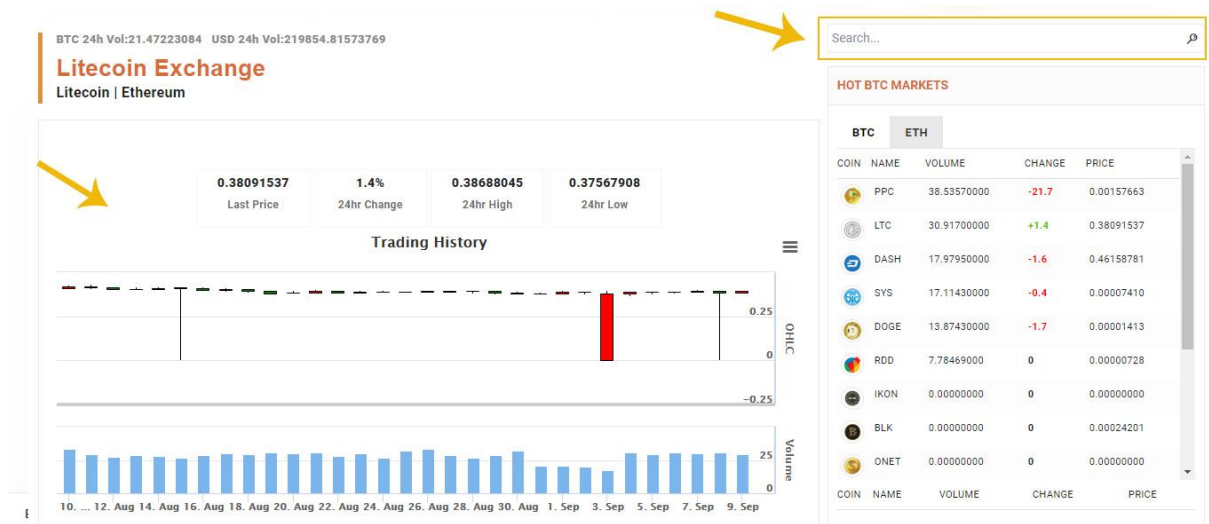
4. Using BTC as an example, you can **Copy BTC Deposit Address**, and paste it to the corresponding platform's address section, where you intend to withdrawal from.
5. After you successfully deposit to Hikenex, you can go back to the home page, and click **Wallet -> Deposit & Withdrawal History**.

## How to Trade

1. Go to the Hikenex website ([hikenex.com](https://hikenex.com)), Click **Login** from the menu and enter your details to log in.



2. If you want to purchase any token at the current bitcoin price, choose BTC Market and input token name in the search box. By clicking the trading pair token/BTC, you will then be presented with the trading page.



3. Use the buy area of the Basic or Advanced website to buy token or the sell area to sell token

**BUY IKONCOIN**

You have: 0.00001365 Bitcoin

Buy:  IKONCOIN

Price:  BITCOIN

Total:  BITCOIN

Fee (0.1%):  BITCOIN

Net. Total:  BITCOIN

**SELL IKONCOIN**

You have: 2.25714286 Ikoncoin

Sell:  IKONCOIN

Price:  BITCOIN

Total:  BITCOIN

Fee (0.1%):  BITCOIN

Net. Total:  BITCOIN



4. The default price displayed in the limit price area is the last transaction price. You can choose a market order if you want to make a transaction quickly.
5. The percentages below refer to the amount of BTC you wish to use to buy token with.